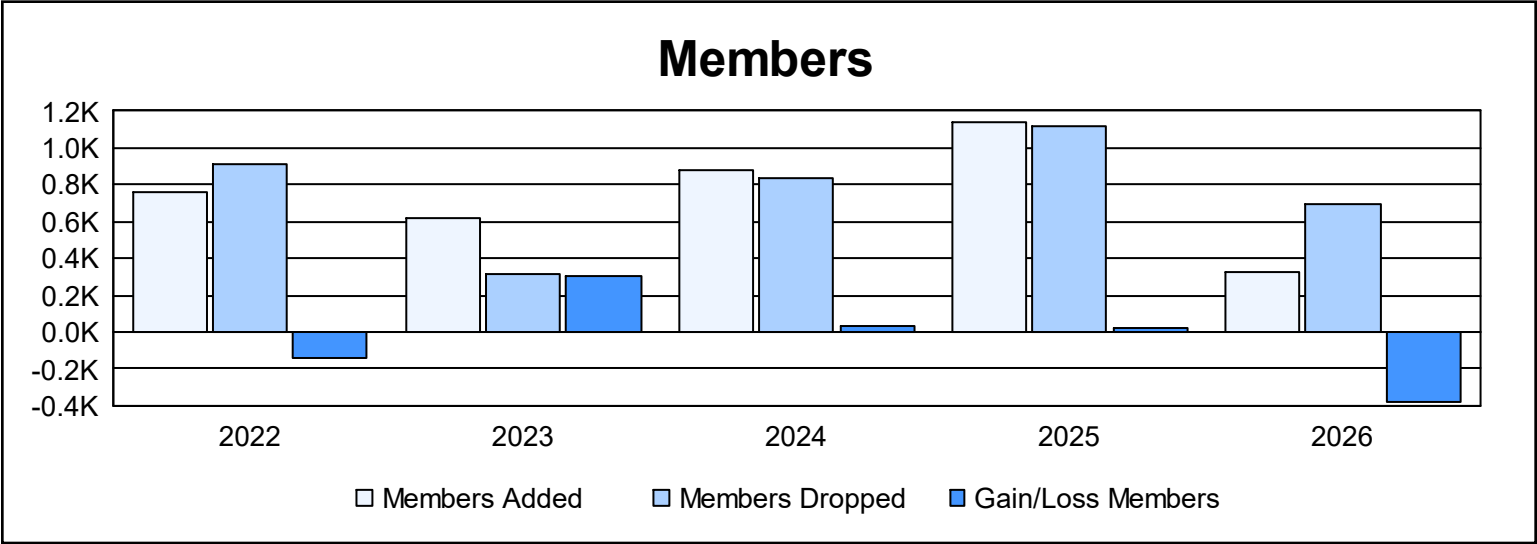
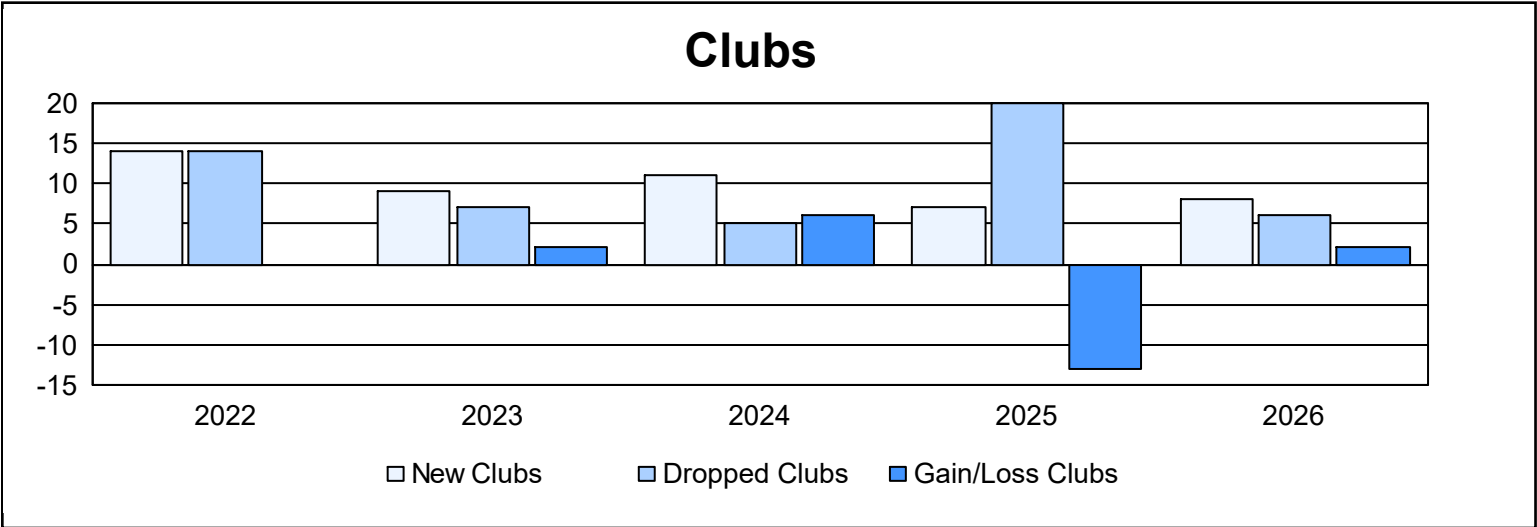
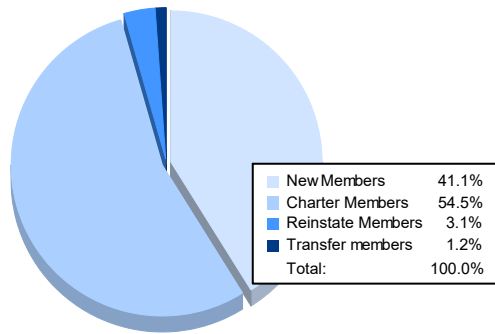


| Year      | New Clubs | Dropped Clubs | Gain/ Loss Clubs | New Members | Charter Members | Reinstate Members | Transfer Members | Total Member Added | Total Members Dropped | Gain/ Loss Members |
|-----------|-----------|---------------|------------------|-------------|-----------------|-------------------|------------------|--------------------|-----------------------|--------------------|
| 2021-2022 | 14        | 14            | 0                | 324         | 413             | 20                | 8                | 765                | 909                   | -144               |
| 2022-2023 | 9         | 7             | 2                | 363         | 218             | 19                | 16               | 616                | 314                   | 302                |
| 2023-2024 | 11        | 5             | 6                | 538         | 266             | 51                | 21               | 876                | 840                   | 36                 |
| 2024-2025 | 7         | 20            | -13              | 617         | 319             | 59                | 146              | 1,141              | 1,114                 | 27                 |
| 2025-2026 | 8         | 6             | 2                | 132         | 175             | 10                | 4                | 321                | 698                   | -377               |
| Average   | 10        | 10            | -1               | 395         | 278             | 32                | 39               | 744                | 775                   | -31                |



### Membership Composition January 2026 Cumulative



### Gender Composition January 2026 Cumulative

